









2019075 Gauteng Central Winter
GS 16

Main Draw

1	TSA051344	GE		[1] Erin MCKENZIE					
2				A1 BYE	[1] Erin MCKENZIE				
3	TSA051387	GC		Ida FRIBERG		[1] Erin MCKENZIE	6-1, 6-0		
4	TSA030840	GC		Pontsho KAPOKO	Ida FRIBERG				
5	TSA051300	GE		[3] Lilitha NDUNGANE	6-2, 6-4				
6				A3 BYE	[3] Lilitha NDUNGANE			[1] Erin MCKENZIE	2-6, 6-2, 10-7
7	TSA031640			Tsholofelo LEBEA		[3] Lilitha NDUNGANE	6-2, 6-0		
8	TSA048608	MPUN		Chizelle ROSSOUW	Chizelle ROSSOUW				
9	TSA031559	GC		Carmen LYONS	6-0, 6-1				Abigail WATSON
10	TSA030871	GC		Alicia MAKOALA				6-1, 6-2	
11	TSA048642	GN		Abigail WATSON	Alicia MAKOALA				
12	TSA048649	GE		[4] Tyrah COOK (Ret.)	Abigail WATSON				
13	TSA049087	GC		Edith MPOFU	2-1 (Ret.)			Abigail WATSON	6-4, 6-2
14	TSA048475	GN		Skyle-Lee ELLIOTT	Edith MPOFU				
15				BYE	Skyle-Lee ELLIOTT				
16	TSA048683	GC		A8 [2] Ané DANNHAUSER	Walkover				
						[2] Ané DANNHAUSER	6-1, 6-2		

Position 3-4		[3] Lilitha NDUNGANE	
		[2] Ané DANNHAUSER	7-6(3), 7-5

Position 5-8		Ida FRIBERG	
		Chizelle ROSSOUW	Chizelle ROSSOUW
			6-0, 6-0
		Alicia MAKOALA	Alicia MAKOALA
			6-1, 6-2
		Skyle-Lee ELLIOTT	6-1, 6-2

Position 7-8		Ida FRIBERG	
		Skyle-Lee ELLIOTT	Skyle-Lee ELLIOTT
			6-3, 6-3

Position 9-16		BYE	
	E1	Pontsho KAPOKO	
			Tsholofelo LEBEA
			6-4, 6-4
	E2	Tsholofelo LEBEA	
			Carmen LYONS
			6-2, 7-5
	E3	Carmen LYONS	
	E4	BYE	
	E6	Carmen LYONS	

Position 11-12

Pontsho KAPOKO

F1

BYE

Pontsho KAPOKO

Position 13-16

BYE

G1

BYE

BYE

G3

BYE

G2

BYE

BYE

Position 15-16

BYE

H1

BYE